





So teste ich mich selbst




1. Hände waschen.



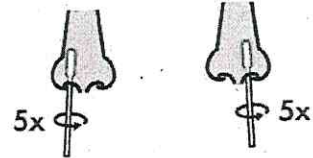
2. Nase mehrmals schnäuzen.



3. Röhrchen in Röhrchen-
ständer stellen.



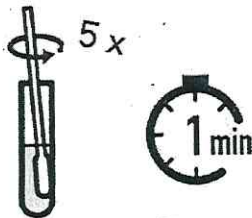
4. Tupfer aus der
Verpackung entnehmen.



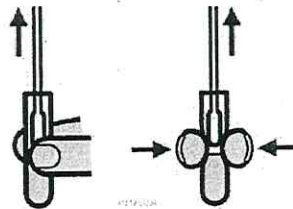
links

rechts

5. Nasenabstrich nehmen.



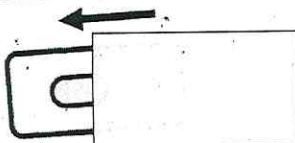
6. 3 - 5 Mal drehen.
1 Minute warten!



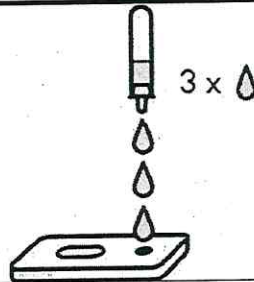
7. Tupfer ausdrücken.



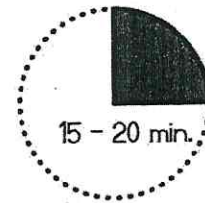
8. Röhrchen fest verschließen.



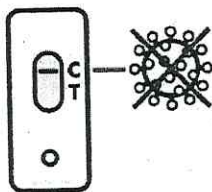
9. Testkassette aus
Verpackung nehmen.



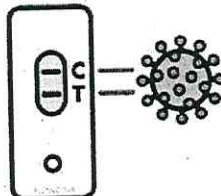
10. 3 Tropfen auf
Testkassette geben.



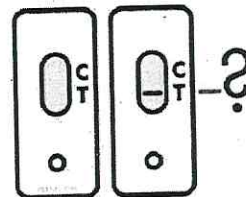
11. 15 - 20 Minuten warten.



12a. Ergebnis ablesen:
Negativ =
Ihr Kind darf zur Schule.



12b. Ergebnis ablesen:
Positiv =
Ihr Kind darf NICHT zur Schule!



12c. Ergebnis ablesen:
ungültig = Test mit neuem
Test wiederholen!